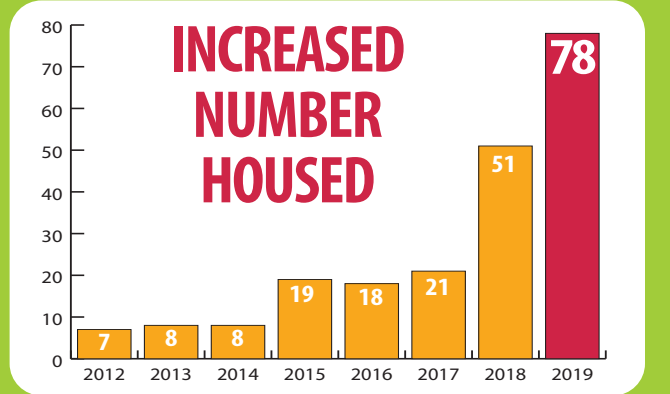


# 2019 REPORT

We can end homelessness in Orange County.

**78** VULNERABLE HOUSEHOLDS HOUSED IN 2019

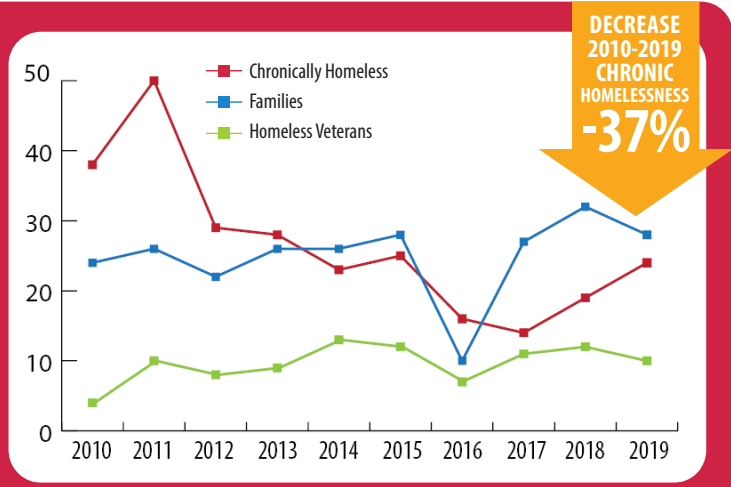
**207** HOUSED SINCE 2012



## SPECIAL POPULATIONS

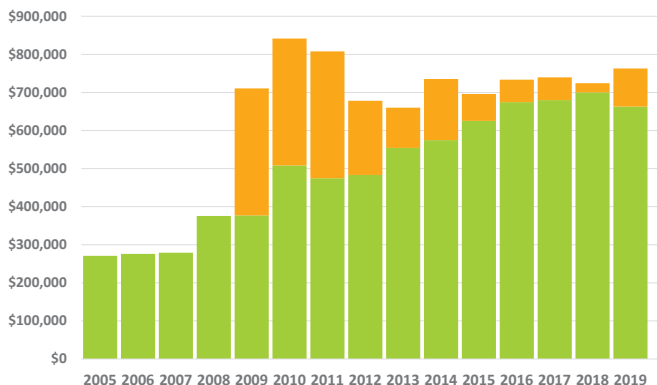


Progress Towards Ending Chronic Homelessness In Orange County



Emergency Solutions Grant/Homeless Prevention and Rapid Rehousing Program

Continuum of Care



**\$775,546** FEDERAL FUNDING PREVIEWED IN 2019

**\$9.4 MILLION** SINCE 2005

**ONLINE RESOURCE DATABASE: [OCONNECT.INFO](http://OCONNECT.INFO)**

# 2019 REPORT

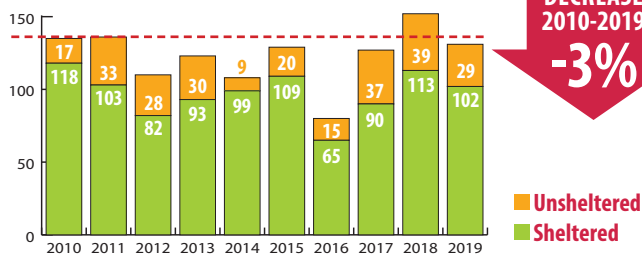
# 131

PEOPLE IN ORANGE COUNTY EXPERIENCED HOMELESSNESS ON ONE NIGHT



Orange County Point-in-Time (PIT) count numbers virtually flat since 2010

### ORANGE COUNTY POINT-IN-TIME COUNT DATA 2010-2019



15%  
DECREASE

24%  
DECREASE

## HOMELESS SYSTEM BEDS

112 SHELTER & TRANSITIONAL HOUSING

92 YEAR-ROUND  
20 COLD WEATHER COTS

88 PERMANENT SUPPORTIVE HOUSING

0 RAPID RE-HOUSING



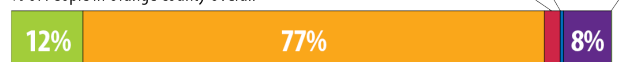
People experiencing homelessness are disproportionately people of color

### RACE

% of People Experiencing Homelessness in Orange County













% of People in Orange County Overall



Legend: Black or African-American (Green), White (Orange), Multiple Races (Red), American Indian or Alaska Native (Blue), Asian (Purple), Native Hawaiian or Other Pacific Islander (Grey)

We can end homelessness by closing the ten current system gaps.

GAPS	FULL ANNUAL COST	FUNDING SECURED	FUNDING NEEDED
 Rapid Re-Housing	\$1,074,150	\$382,613	\$691,537
 Coordinated Entry Staffing	\$161,051	\$130,000	\$27,225
 Medical Respite Beds	\$217,180	\$0	\$217,180
 Memorial Service Funding	\$5,000	\$0	\$5,000
 Youth Host Homes Program	\$129,180	\$0	\$129,180
 Income-Based Rental Units	Dependent on approach		
 Day Center with Services	Dependent on approach		
 Street Outreach	Dependent on approach		
 24-Hour Bathrooms	Dependent on approach		
 Accessible, Housing-Focused Shelter	Dependent on approach		
<b>TOTAL</b>	<b>\$1,586,561</b>	<b>\$512,613</b>	<b>\$1,070,122</b>

Less expensive to fill gaps than to continue homelessness

Filling gaps results in taxpayer savings



Costs are **10-20 times** higher for people experiencing **chronic homelessness** vs. **first-time homelessness**. More than \$35,000 higher per year on average.

**\$2,431,683**

Estimated taxpayer cost of homelessness in Orange County

**\$1,361,561**

**\$1,070,122**  
Cost to fund homelessness service gap

**Estimated annual cost savings**

(\$13.6 million savings over 10 years)

