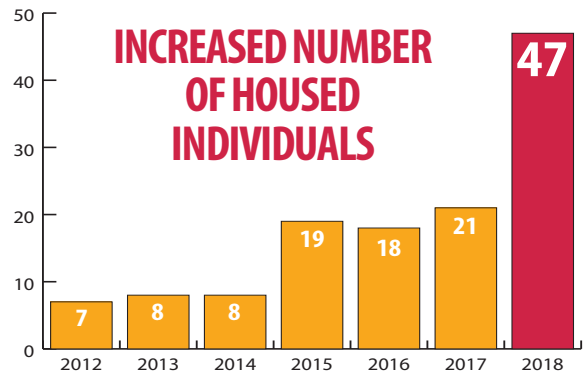


# 2018 REPORT

Everyone deserves a safe, stable place to call home.

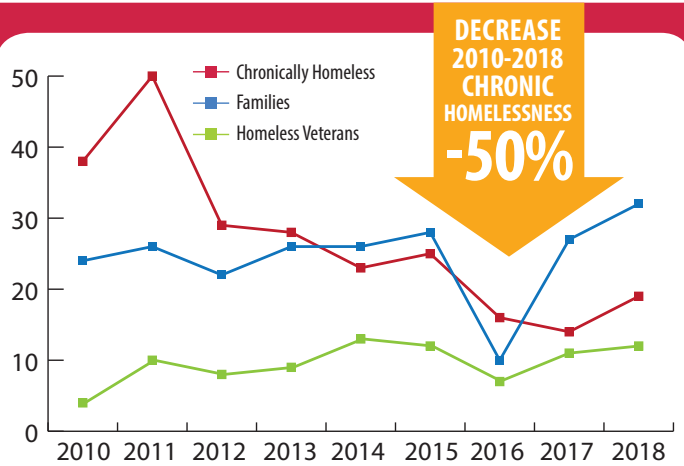
**47** OF THE MOST VULNERABLE PEOPLE HOUSED IN 2018

**128** HOUSED SINCE 2012

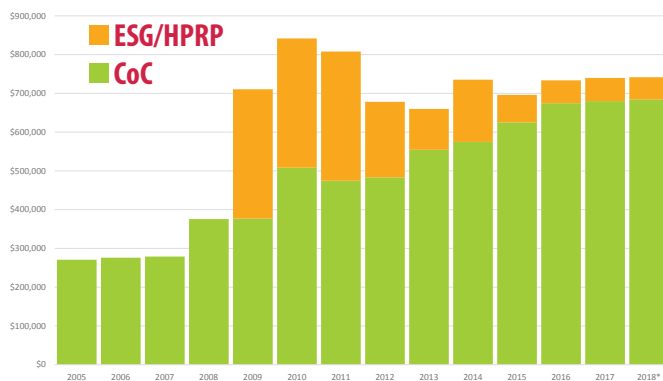


## SPECIAL POPULATIONS

Great Progress Towards Ending Chronic Homelessness In Orange County



OCPEH secured \$8.5 million in federal funding for Orange County since 2005



**\$708,000** FEDERAL FUNDING SECURED IN 2018

**\$8.5 MILLION** SINCE 2005

**55** COMMUNITY MEETINGS    **5** PRESENTATIONS TO ELECTED BOARDS

**5** HOMELESSNESS ORIENTATIONS    **8** GROUP PRESENTATIONS

# 2018 REPORT

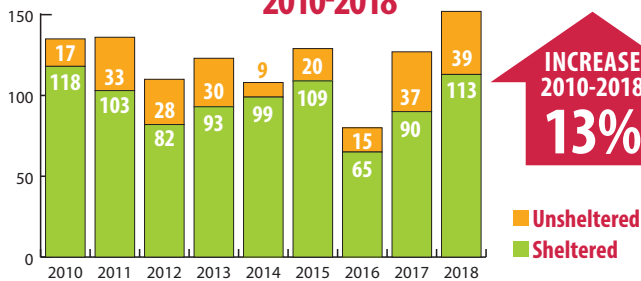
**152**

PEOPLE IN ORANGE COUNTY EXPERIENCED HOMELESSNESS ON ONE NIGHT



Point-in-Time count numbers are up compared with last year and over time

### ORANGE COUNTY POINT-IN-TIME COUNT DATA 2010-2018



**15% DECREASE**

**26% DECREASE**

## HOMELESS SYSTEM BEDS

**111**

SHELTER & TRANSITIONAL HOUSING

**91** YEAR-ROUND  
**20** COLD WEATHER COTS

**15**

RAPID RE-HOUSING

**93**

PERMANENT SUPPORTIVE HOUSING



People experiencing homelessness are disproportionately people of color

### RACE

% of People Experiencing Homelessness in Orange County



% of People in Orange County Overall



Legend: Black or African-American, White, Multiple Races, American Indian or Alaska Native, Asian, Native Hawaiian or Other Pacific Islander

We cannot end homelessness without closing the seven current system gaps.

- Best practice, fully-funded Rapid Re-housing
- Income based rental housing
- Drop-in Day Center with Integrated Services
- Street Outreach
- 24 Hour Bathroom Facilities in Downtown Chapel Hill/Carrboro
- Accessible & Housing Focused Shelter
- Diversion Funding



**2018**



PROJECT CONNECT ORANGE COUNTY

ONE DAY SERVICE EVENT CONNECTED

**115 GUESTS WITH 1,131 SERVICES**

SEARCH FOR HELP ONLINE: [OCCONNECT.INFO](http://OCCONNECT.INFO)